



Q1

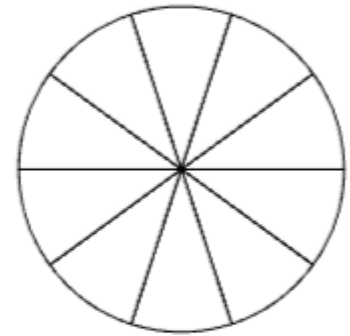
$\frac{0}{6}$

40 people were asked, "What is your favourite fruit?"

Here are the results:

Fruit	Frequency
banana	4
apple	20
grapes	4
orange	12

- banana
- apple
- grapes
- orange



[4]

Complete the pie chart.

(Click one of the colours in the key, then click a sector to colour it.)

No calc



Total

$\frac{0}{14}$

What fraction of the people chose oranges?
(Give the fraction in its simplest terms.)

[2]

Mark it

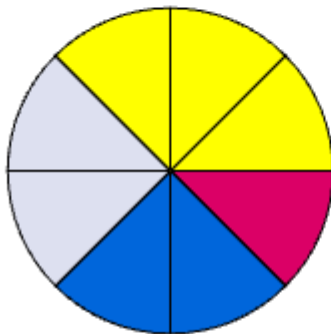


Q1

$\frac{0}{6}$

Tom did two surveys to find out the different drink preferences of adults and children. He asked what they liked to drink with their breakfast.

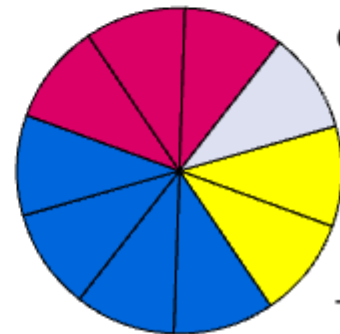
Adults
(A)



Total 48

- orange
- water
- coffee
- tea

Children
(C)



Total 60

Q2

$\frac{0}{8}$

How many adults chose orange?

[2]

How many children chose water?

[2]

What fraction of children chose coffee?
(Give the fraction in its simplest terms.)

[2]

Which group (A or C) had most tea drinkers?

[2]

No calc



Total

$\frac{0}{14}$

Mark it